



(I)(a) STATEMENT SHOWING SHAREHOLDING PATTERN

Name of the Company: NORTHERN INDIA HOTELS LIMITED			
Scrip Code, Name of the Scrip, Class of Security: 0, NORTHERN INDIAN HOTELS LIMITED, B			
Quarter Ended: June, 2015			
Partly paid-up shares:-			
No. of partly paid-up shares	As a % of total no. of partly paid-up shares	As a % of total no. of shares of the company	As a % of total no. of shares of the company
Held by promoter/promoter group			
Held by public			
Total			
Outstanding convertible securities:-			
No. of outstanding securities	As a % of total no. of outstanding convertible securities	As a % of total no. of shares of the company, assuming full conversion of the convertible securities.	As a % of total no. of shares of the company, assuming full conversion of convertible securities.
Held by promoter/promoter group			
Held by public			
Total			
Warrants:-			
No. of Warrants	As a % of total no. of warrants	As a % of total no. of shares of the company, assuming full conversion of warrants	As a % of total no. of shares of the company, assuming full conversion of warrants
Held by promoter/promoter group			
Held by public			
Total			437600
Total paid-up capital of the company assuming full conversion of warrants and convertible securities			437600





Category Code	Category of Shareholder	Number of shareholders	Total number of shares	Number of shares held in dematerialized form	Total shareholding as a percentage of total number of shares		Shares pledged or otherwise encumbered
					As a percentage of (A+B) (VI)	As a percentage of (A+B+C) (VII)	
	(II)	(IV)	(V)	(VIII)/(IX)*100	(IX)		
(I)	(II)						
(A)	Shareholding of Promoter and Promoter Group						
(1)	Indian						
(a)	Individuals / Hindu Undivided Family	0	0	0	0.00000	0.00000	
(b)	Central Government / State Government(s)	0	0	0	0.00000	0.00000	
(c)	Bodies Corporate	1	407567	407567	93.13688	93.13688	
(d)	Financial Institutions / Banks	0	0	0	0.00000	0.00000	
(e)	Others						
	Sub-Total (A)(1)	1	407567	407567	93.13688	93.13688	
(2)	Foreign						
(a)	Individuals (NRIs / Foreign Individuals)	0	0	0	0.00000	0.00000	
(b)	Bodies Corporate	0	0	0	0.00000	0.00000	
(c)	Institutions	0	0	0	0.00000	0.00000	
(d)	Qualified Foreign Investor	0	0	0	0.00000	0.00000	
(e)	Others						
	Sub-Total (A)(2)	0	0	0	0.00000	0.00000	
	Total Shareholding of Promoter and Promoter Group (A)=(A)(1)+(A)(2)	1	407567	407567	93.13688	93.13688	
(B)	Public Shareholding						
(1)	Institutions						
(a)	Mutual Funds / UTI	0	0	0	0.00000	0.00000	
(b)	Financial Institutions / Banks	0	0	0	0.00000	0.00000	
(c)	Central Government / State Government(s)	0	0	0	0.00000	0.00000	
(d)	Venture Capital Funds	0	0	0	0.00000	0.00000	
(e)	Insurance Companies	0	0	0	0.00000	0.00000	
(f)	Foreign Institutional Investors	0	0	0	0.00000	0.00000	
(g)	Foreign Venture Capital Investors	0	0	0	0.00000	0.00000	
(h)	Qualified Foreign Investor	0	0	0	0.00000	0.00000	
(i)	Others						
	Sub-Total (B)(1)	0	0	0	0.00000	0.00000	
(2)	Non-institutions						
(a)	Bodies Corporate	1	2000	0	0.45704	0.45704	
(b)	Individuals						
(1)	Individuals holding nominal share capital<=Rs. 1 Lakh	213	28033	0	6.40608	6.40608	
(2)	Individuals holding nominal share capital> Rs. 1 Lakh	0	0	0	0.00000	0.00000	
(c)	Qualified Foreign Investor	0	0	0	0.00000	0.00000	
(d)	Others						
	Sub-Total (B)(2)	214	30033	0	6.86312	6.86312	
	Total Public Shareholding (B)=(B)(1)+(B)(2)	214	30033	0	6.86312	6.86312	
	TOTAL (A)+(B)	215	437600	407567	100.00000	100.00000	
(C)	Shares held by Custodians and against which Depository Receipts have been issued						
(1)	Promoter And Promoter Group	0	0	0	0.00000	0.00000	
(2)	Public	0	0	0	0.00000	0.00000	
	GRAND TOTAL (A)+(B)+(C)	215	437600	407567	100.00000	100.00000	

NORTHERN INDIA HOTELS LIMITED
(A)-Shareholding of Promoter and Promoter Group - (1)-Indian - Bodies Corporate

(As on : 30/06/2015)

S.No.	Member ID	Name of the ShareHolder	Physical SharesHeld	NSDL SharesHeld	CDSL SharesHeld	Total SharesHeld	% of Equity	Pledged Shares	StatusCode1	StatusCode2
1	IN303956/10150828	PIEM HOTELS LIMITED	0	0	407567	0	93.13688		5-CORPORATE BODY	1-DOMESTIC
		GRAND TOTAL	0	0	407567	0	93.13688			



NORTHERN INDIA HOTELS LIMITED
(B)-Public Shareholding - (2)-Non-institutions - Bodies Corporate

(As on : 30/06/2015)


S.No.	Member ID	Name of the Shareholder	Physical SharesHeld	NSDL SharesHeld	CDSL SharesHeld	Total SharesHeld	% of Equity	Pledged Shares	StatusCode1	StatusCode2
1	100000012	SHELKA WOOLLEN PVT. LTD.	2000	0	0	2000	0.45704	0	3-DOMESTIC COMPANY	1-REGULAR
		GRAND TOTAL	2000	0	0	2000	0.45704			



NORTHERN INDIA HOTELS LIMITED

c)(i) Statement showing holding of securities (including shares, warrants, convertible securities) of persons belonging to category 'Public' and holding more than 1% of the total number of shares (As on : 30/06/2015)

S.No.	Name of the shareholder	Number of Shares held	Shares as a % of grand total (A)+(B)+(C) of sub-clause (I)(a)	Details of warrants		Details of convertible securities		Total shares (including underlying shares assuming full conversion of warrants and convertible securities) as a % of diluted share capital
				Number of warrants held	As a % of total number of warrants of the same class	Number of convertible securities held	As a % of total number of convertible securities of the same class	
(i)	(ii)	(iii)	(iv)	(v)	(vi)	(vii)	(viii)	(ix)
1	Nil							
	TOTAL	0	0.00000					



NORTHERN INDIA HOTELS LIMITED

Statement showing holding of securities (including shares, convertible securities) of persons (together with PAC) belonging to the category 'Public' and holding more than 5% of the total number of shares of the company (As on : 30/06/2015)

S.No.	Name of the shareholder(s) and Persons Acting in Concert (PAC) with them	Number of Shares held	Shares as a % of grand total (A)+(B)+(C) of sub-clause (I)(a)	Details of warrants		Details of convertible securities		Total shares (including underlying shares assuming full conversion of warrants and convertible securities) as a % of diluted share capital
				Number of warrants held	As a % of total number of warrants of the same class	Number of convertible securities held	As a % of total number of convertible securities of the same class	
(I)	(II)	(III)	(IV)	(V)	(VI)	(VII)	(VIII)	(IX)
1 Nil								
TOTAL		0	0.00000					



NORTHERN INDIA HOTELS LIMITED
(1)(d) Statement showing details of locked-in shares
(As on : 30/06/2015)

S.No.	Name of the shareholder	Number of locked-in shares	Locked-in shares as a percentage of total number of shares {i.e., Grand Total (A)+(B)+(C) indicated in Statement at para (1)(a) above}	Promoter/Promoter Group / Public
1	Nil	0	0.00000	
	TOTAL	0	0.00000	





NORTHERN INDIA HOTELS LIMITED

(I)(b) Statement showing holding of securities (including shares, warrants, convertible securities) of persons belonging to the category 'Promoter and Promoter Group' (As on : 30/06/2015)

S.No.	Name of the shareholder	Details of Shares held		Encumbered Shares ^(*)			Details of warrants			Details of convertible securities		Total shares (including underlying shares assuming full conversion of warrants and convertible securities) as a % of diluted share capital
		Number of shares held	As a % of grand total (A)+(B)+(C) of sub-clause (I)(a)	Number.	As a percentage (V)/(III)*100	As a % of grand total (A)+(B)+(C) of sub-clause (I)(a)	Number of warrants held	As a % of total number of warrants of the same class	Number of convertible securities held	As a % of convertible securities of the same class		
(i)	(ii)	(iii)	(iv)	(v)	(vi)	(vii)	(viii)	(ix)	(x)	(xi)	(xii)	
	1 PIEM HOTELS LIMITED	407567	93.13688									
	TOTAL	407567	93.13688									

(*) The term "encumbrance" has the same meaning as assigned to it in regulation 28(3) of SAST Regulations, 2011





(D)(a) Statement showing details of Depository Receipts (DRs)			
Sr. No.	Type of outstanding DR (ADRs, GDRs, SDRs, etc.)	Number of outstanding DRs	Number of shares underlying outstanding DRs
	0	0	0.00
TOTAL	0	0	0.00

Shares underlying outstanding DRs as a percentage of total number of shares (i.e., Grand Total (A)+(B)+(C) indicated in Statement at para (D)(a) above)

(II)(b) Statement showing holding of Depository Receipts (DRs), where underlying shares held by "promoter/promoter group" are in excess of 1% of the total number of shares

Sr. No.	Name of the DR Holder	Type of outstanding DR (ADRs, GDRs, SDRs, etc.)	Number of shares underlying outstanding DRs	Shares underlying outstanding DRs as a percentage of total number of shares (i.e., Grand Total (A)+(B)+(C) indicated in Statement at para (I)(a) above)
		0	0	0.00
TOTAL		0	0	0.00

